

SAFETY:

The health and safety of our staff and clients is always our top priority. CG Schmidt has taken steps to help prevent the spread of COVID-19 throughout our jobsite and the buildings we are working in. We have met with our subcontractors to inform them of the changes that we have made on site, including a 100% glove policy, mask policy (when working within six feet of other people). Hand sanitizer stations are also installed around the site for everyone's use.

WHAT YOU MAY NOTICE ON SITE IN THE NEXT WEEK:

PLE

- Makers Space epoxy floors to be installed

Site

- Pour ASA Clark courtyard

ASA

- Install flooring in Innovations addition classrooms

Pewaukee High School

- Pour the lobby stairs

PROGRESS SINCE LAST UPDATE:

PLE RENOVATION

- **Flooring** – Finished installing flooring in the West corridor
- **Fire Protection** – Continued fire protection installation
- **Flooring** – Continued installing flooring in the art and music rooms
- **Punchlist** – Continued punch list in the 4k area

ASA Clark Remodel

- **Electrical** – Began running electrical components in the mechanical room
- **HVAC** – Piping to new air chillers are currently being welded
- **Framing** – Began framing connecting corridor

INNOVATION ADDITION

- **Flooring** – Began installing rubber flooring in STEAM and Art rooms
- **Concrete** – Poured Reception entrance slab
- **Masonry** – Finished courtyard veneer

Pewaukee High School

- **Stairs** – Began installing staircase in the lobby
- **Concrete** – Poured Administrative entrance walkway
- **Electrical** – Continued electrical rough in the administrative area

GOALS NEXT 2 WEEKS:

PLE

- RENOVATION

- **Punchlist** – Begin punch list items in a good portion of the school
- **Ceilings** – Begin installing the ceilings in a majority of the corridors
- **Ceilings** – Begin installing ceiling grid in the resource area
- **Flooring** – Begin epoxy flooring in the Makers Space

ASA

- 6th GRADE ADDITION

- INNOVATION ADDITION

- **Drywall** – Be substantially done with installing drywall
- **Drywall** – Finish first floor drywall in the new addition
- **Masonry** – Begin connector veneer

Pewaukee High School

- **Iron Work** – Install lobby stairwell
- **Ceilings** – Begin installing ceilings on the 2nd floor
- **Paint** – Begin painting the 2nd floor learning commons
- **Drywall** – Be completely done with installing drywall

P CONSTRUCTION UPDATE

PEWAUKEE
SCHOOL DISTRICT

July 31st, 2020



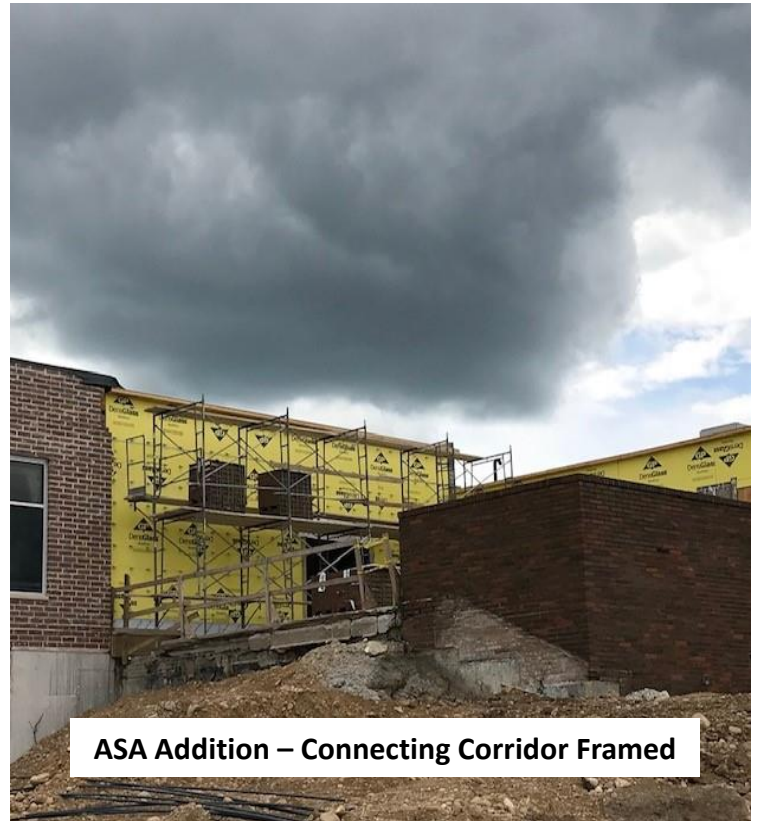
**PLE Renovation – Carpet and
Cubbies Finished In West Corridor**



PLE Renovation – Resource Area Soffits Taped



**ASA Addition – 2nd Floor Conference
Room Sliding Doors Installed**

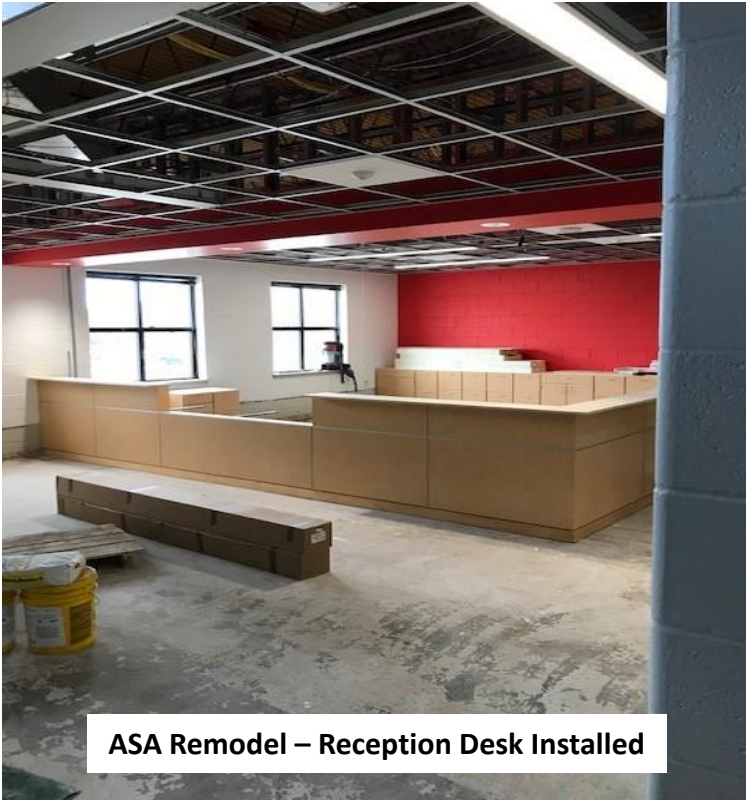


ASA Addition – Connecting Corridor Framed

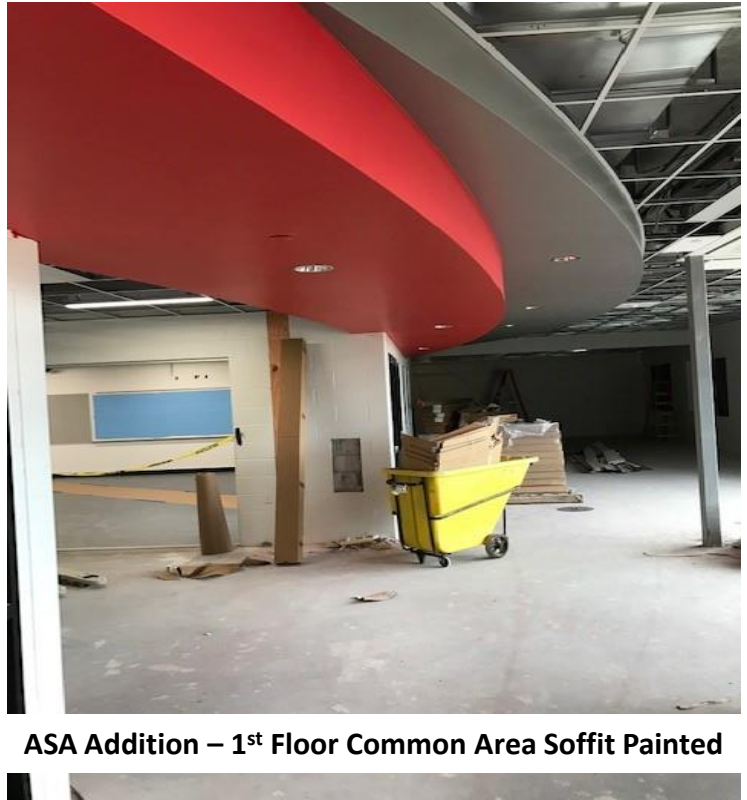
P CONSTRUCTION UPDATE

PEWAUKEE
SCHOOL DISTRICT

July 31st, 2020




ASA Remodel – Reception Desk Installed



ASA Addition – 1st Floor Common Area Soffit Painted



PHS Remodel – Staircase Installed



Site – Administrative Entrance Poured